# THE 1ST FIELD VISIT TO THESSALONIKI
# 15 - 16 March 2016

## Questionnaire Report

**Prepared by:**

**dr Milica Cvetković, College of Applied Technical Sciences - Niš**

**Niš, 25.03.2016.**

# CONTENTS:

1 INTRODUCTION.....2

2 QUESTIONNAIRE ANALYSIS.....3

2.1 General organisation of the 1st field visit analysis.....3

2.2 Quality of the 1st field visit analysis.....4

2.3 General cooperation analysis.....5

2.4 Overall success of the 1st field visit analysis.....6

3 CONCLUSION.....8

# 1 INTRODUCTION

Within the ERASMUS+ Project WaMPPP ("Waste management curricula reform in partnership with public and private sector"), the first field visit was organized at Thessaloniki in Greece, on March 15-16, 2016. The host of the visit was the Alexander Technological Education Institute of Thessaloniki, one of the project's partners. There were the following partners on the WamPPP project:

**P1**: College of Applied Technical Sciences Niš, VTŠ NIŠ
**P2:** College of Applied Technical Sciences Novi Sad, VTŠ NS
**P3:** College of Applied Technical Sciences Arandjelovac, CATAR
**P4**: College of Applied Electrical and Computer Engineering, Belgrade, VIŠER
**P5**: College of Vocational Studies - Belgrade Polytechnic, POLYBG
**P10:** Alexander Technological Education Institute of Thessaloniki
**P11:** Jugo-Impex EER d.o.o – EER
**P12:** PWW d.o.o Niš – PWW
**P13:** Public Health Institute Niš – PHI

Participants have filled out the questionnaire according to this visit, and their comments have also given a valuable feedback on the quality of the first field visit, which will be taken into account when organising future events.

The questionnaire covered four main topics:

1. General organisation of the 1st field visit (4 questions)
2. Quality of the 1st field visit (5 questions)
3. General cooperation (5 questions)
4. Overall success of the 1st field visit (5 questions)

# 2 QUESTIONNAIRE ANALYSIS

The questionnaire was completed on the second day of the visiting, March 16th, 2016, by 25 participants that were able to mark the question from 1 (poor) to 5 (excellent) and also include free-form comments on each topic.

The average rating of the whole questionnaire is 4.70, which is excellent!

## 2.1 General organisation of the 1st field visit analysis

The first topic has got high marks (Fig.1). The highest one (4.83) is for logistic preparation and organization of the visit and the lowest (4.75) mark was for the agenda and the event dinner and subsistence. The mean of the whole topic is 4.78.

Related to the first topic, there was only one comment:

- *Food quantity in University was very low.*

**Figure 1.** *Topic 1*

## 2.2 Quality of the 1st field visit analysis

The second topic includes the main goal of the visit. It consists of: visit to the Recycling Center (Thermi), visit to the Wastewater Treatment Plant of East. Thessaloniki, tour visit to the Infrastructures of the Dept. of Food Technology, visit to ATEITh and visit to Thessaloniki Landfill site (Mavroraxi) . As a proof that it was successful visit is the best rated of the four topics, with 4.80 average for all visits. (Fig. 2). From those, the highest mark was for tour visit to the Infrastructures of the Department of Food Technology (4.92). The lowest one was 4.70, which is excellent.
This is a reflection of excellent field visit and a very good sign for future high-quality cooperation between the partners.

There was no comment for this topic.

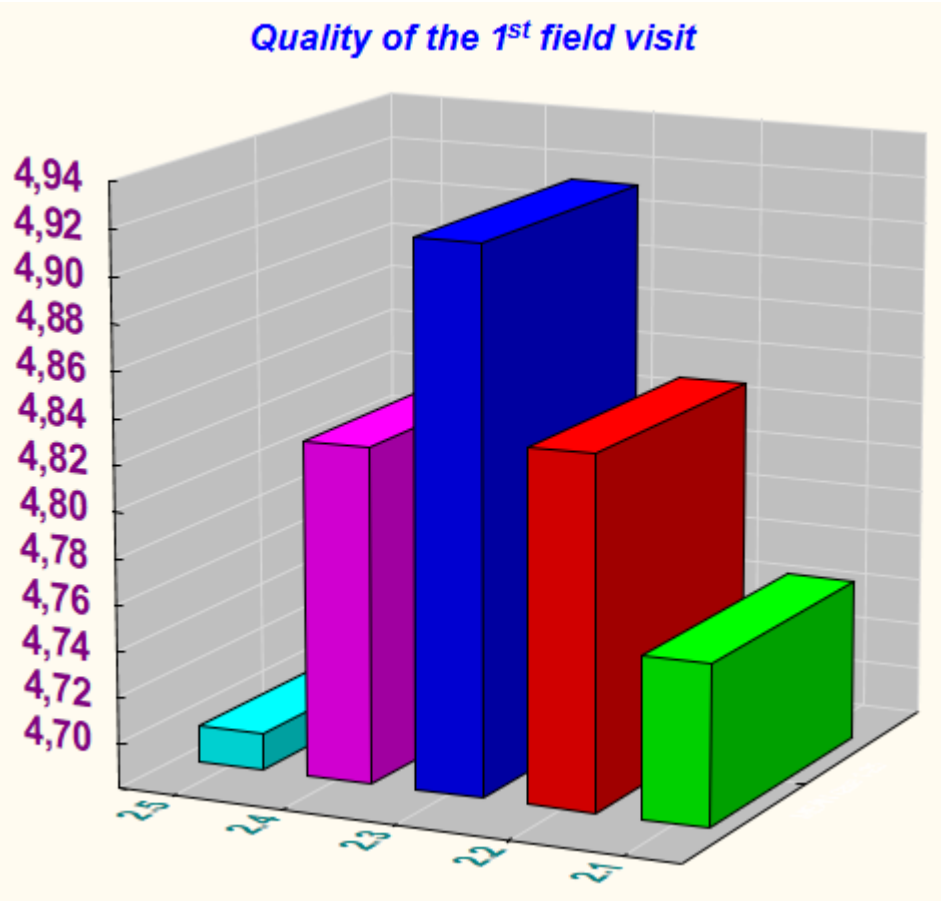


**Figure 2.** *Topic 2*

## 2.3 General cooperation analysis

General cooperation of the first field visit was the third topic, and it was marked with 4.61 overall. Quality of materials provided during the meeting has the lowest mark (4.46). The highest one (4.72), was for possibility of introducing laboratory equipment and possibility of getting informations about the state of equipment, what was the main goal of this visit, (Fig. 3).

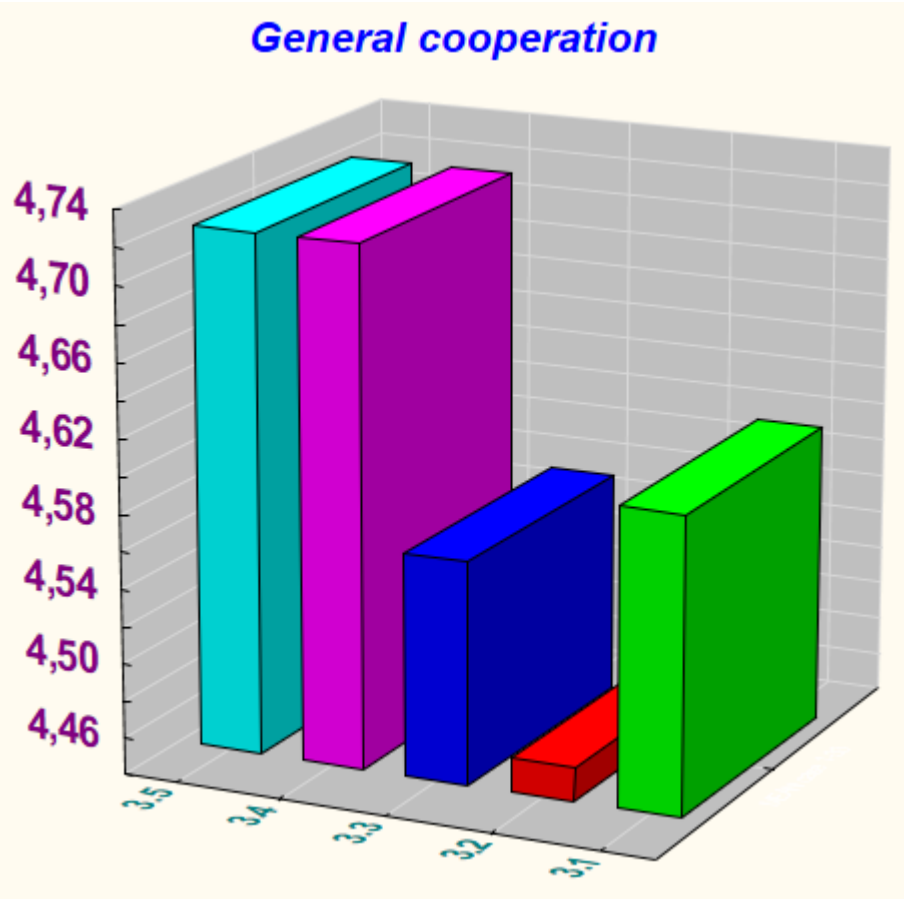


**Figure 3.** *Topic 3*

There wasn't any comment for this topic, too.

## 2.4 Overall success of the 1st field visit analysis

Summarizing the impressions of the first field visit was contained in the fourth topic, which achieved an average of 4.63. The essence of this topic, and in general, of the whole field visit, the question entitled "achievement of the visit and project goals" was excellent rated with 4.68, (Fig.4). The highest mark of this topic was for the project discussions (4.72), and it is a sign of good partner's cooperation and realization of the project.

**Figure 4.** *Topic 4*

This last topic, overall success of the first field visit, has the largest number of comments, separated in two parts:

1) What went well in this visit?

2) What could have gone better?

The first part describes very positive impressions of the field visit. The second one gives us valuable feedback on the quality of this visit, which will be taken into account when organising future events. The comments are below.

1. <u>What went well in this visit?</u>

- *Everything.*
- *Various plants were shown; comparison with other plant was made.*
- *Everything.*
- *Food!*
- *All activities went well.*

2. <u>What could have gone better?</u>

- *Field visit presentations.*
- *Cooperation and communication between the participants.*
- *Potential of visiting other plants treating specific waste streams such as medical, electric, etc.*
- *Organisation of time.*
- *Organization.*

## 3 CONCLUSION

The questionnaire of the first field visit of WaMPPP proved that it was generally very successful. The average rating of the whole questionnaire is 4.70, which is excellent! The average rate of every question, except one, was excellent (Fig. 5), too. The lowest mark (4.46) was for the quality of materials provided during the visit, (Topic 3), and it indicates that it must improve better project materials for future visits. The highest mark (4.92) was for tour visit to the Infrastructures of the Department of Food Technology (within Topic 2).

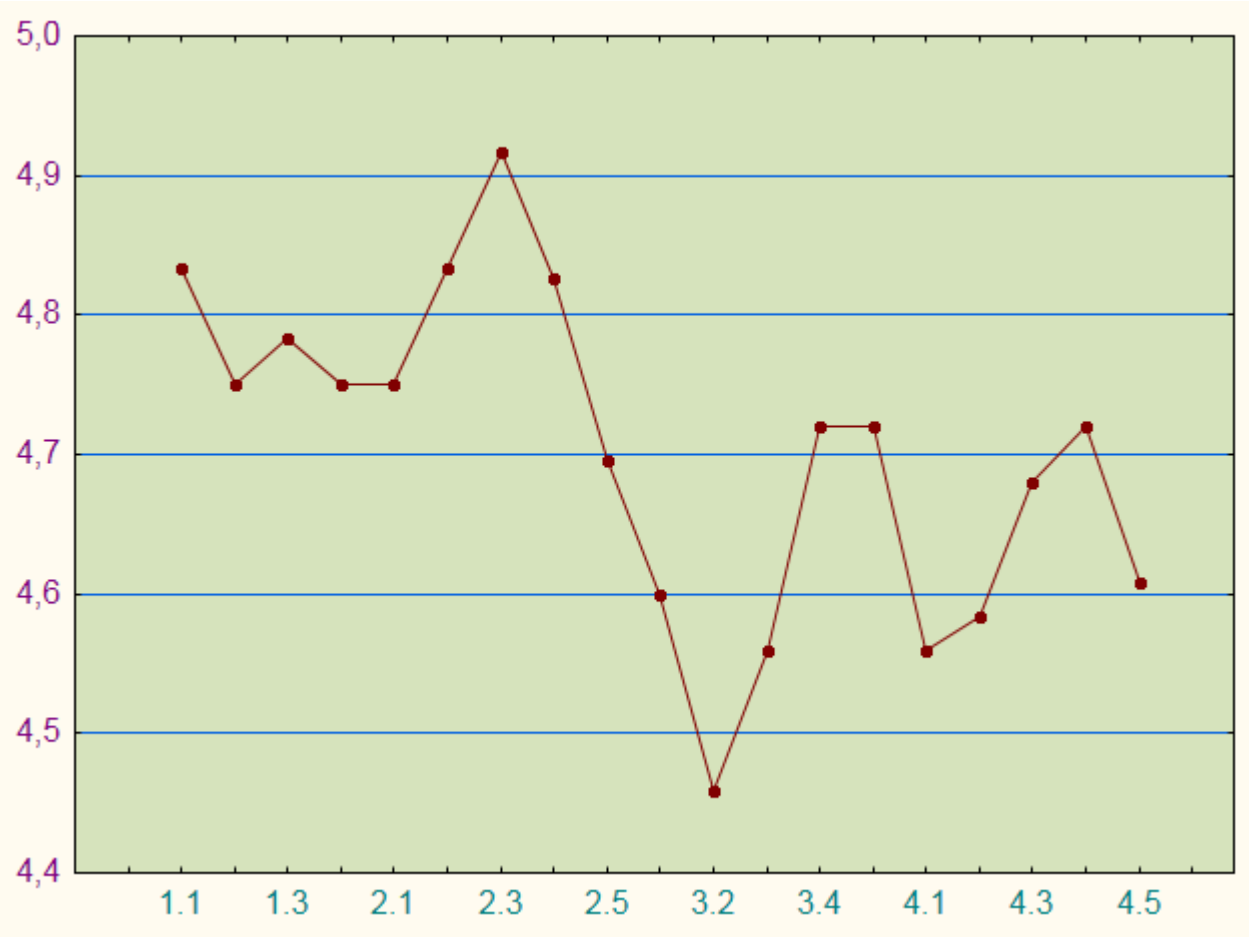


**Figure 5.** *The whole questionnaire*

The highest average was on Topic 2, (4.80), which includes the main goals of this visit, and it is shown as successful, (Fig. 6). Topic 3 and its marks are the lowest for this visit, but general cooperation is excellent (4.61), too. Still, Topic 3 indicates that it could undertake efforts to get even better the cooperation in general.

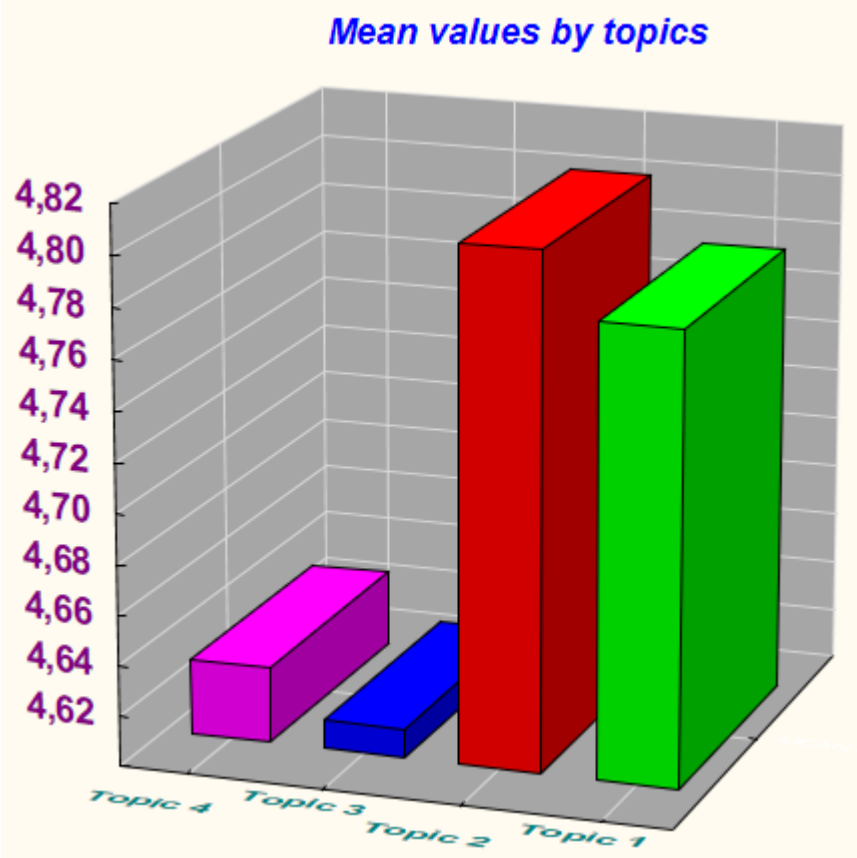


**Figure 6.** *Averages by topics*

The main conclusion of the report showed a great motivation and willingness of cooperation in the project by project partners and high level of support and professional expertise to the project by its coordinator. Very high rate of the first field visit questionnaire showed that its goals and outcomes were successful.